
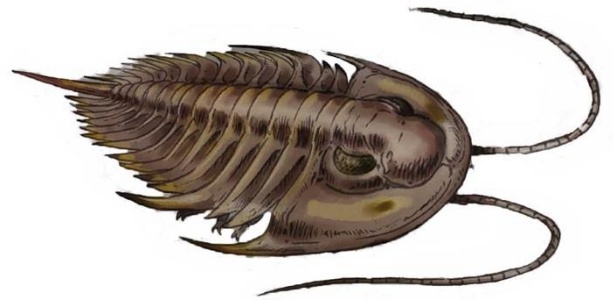



Imagining Ancient Animals: Look closely at the fossils and notice their features, like body shape and repeating patterns. Draw a line to connect the fossil to the illustration of the same animal.

Fossil



Illustration




Exploring the Cambrian Explosion with Paleontologist Karma Nanglu

Imagining Ancient Animals: Scientists sketch what they discover to keep a record.

On the left is a scientist's drawings of three different fossil animals. On the right is a fossil. Look closely at the fossil and the scientist's drawings.

- Circle the scientist's sketch that matches the fossil on the right.
- Use your pencil to outline the body parts on the image of the fossil.

Scientist's Drawings



Fossil



[illegible]

1. Are there any features that look familiar to you? Did you see any repeating shapes or patterns?
2. Do you notice the sharp spines? What do you think they were used for?
3. How do you think this animal moved?

Exploring the Cambrian Explosion with Paleontologist Karma Nanglu

Answer these questions or use them as a discussion guide after viewing the webcast.

1. How can drawings of observations be useful?

2. What new ideas do you have about how scientists “read” or interpret fossils?

3. What might help scientists interpret fossils?
 - a. Microscopes to see them better
 - b. Drawing what they see
 - c. Comparing fossils to living animals
 - d. Comparing fossils to other fossils

4. What was something you learned about the kind of work scientists do?

5. What skills might be useful for scientists? Circle the ones you think work:
 - a. Making observations
 - b. Recording what they see
 - c. Working alone
 - d. Asking questions
 - e. Thinking they know everything

6. List one thing scientists may be able to learn from ancient animal fossils.